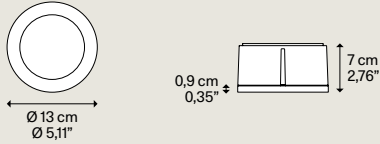


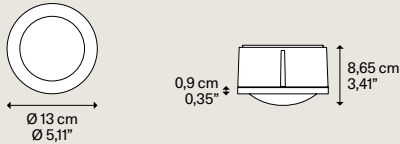
# MAP Starting Point TRIAC

A-B



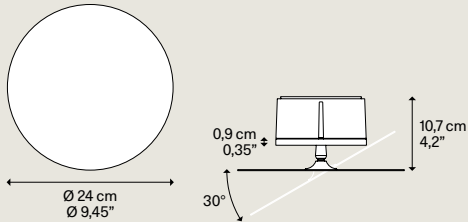
Net weight 0,90 kg  
Peso netto 1,98 lbs  
Pack Colli 3

C



Net weight 1,02 kg  
Peso netto 2,24 lbs  
Pack Colli 2

D



Net weight 1,50 kg  
Peso netto 3,30 lbs  
Pack Colli 2

## Light source Sorgente luminosa

LED Turnable White  
7,5 W  
2700 K → 900 lm  
3000 K → 918 lm  
24 V  
CRI 90  
MacAdam 3-Step

TRIAC driver integrated included  
Driver TRIAC integrato incluso

## DESIGN GECKLER MICHELS, 2025

Description Descrizione	Metal structure Montatura in metallo	Dimming Dimmerazione	Code Codice
Complete the missing field ( ) by entering the code that identifies the type of light and optics/lens.	● Matte Black - 9005 Nero Opaco - 9005		22731 2023
Completa il campo mancante ( ) inserendo il codice che identifica la tipologia di luce e di ottica/lente.	● Extra Matte Champagne Champagne Extra Opaco	TRIAC	22731 4523
	● Natural Brown NSCS8005Y50R Testa di Moro NSCS8005Y50R		22731 6923

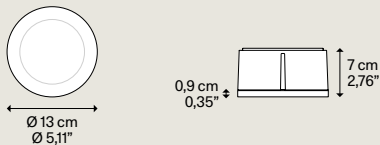
Type of light Tipologia di luce	Optics or lens Ottica o lente	Suggested application Applicazione suggerita	Complete code Completa codice
A	25° MEDIUM OPTICS	CEILING LAMP	ME
	MEDIUM OPTICS + HONEYCOMB	CEILING LAMP	MEH
B	55° WIDE OPTICS	CEILING LAMP	EW
	WIDE OPTICS + HONEYCOMB	CEILING LAMP	EWH
C	80° LODES LENS	CEILING LAMP	UW
D	INDIRECT LIGHT	CEILING LAMP WALL LAMP	IL

► Up to 4 Additional Points can be connected to a single Starting Point, for a total of 5 luminaires (1 × Starting Point TRIAC + max. 4 × Additional Points).

► È possibile collegare fino a 4 Additional Points a un unico Starting Point, per un totale di 5 punti luce (1 × Starting Point TRIAC + max. 4 × Additional Points).

# MAP Connection Point

E



Net weight 0,90 kg  
Peso netto 1,98 lbs  
Pack Colli 1

Description Descrizione	Metal structure Montatura in metallo	Dimming Dimmerazione	Code Codice
MAP Starting Point blind, without a light source.	● Matte Black - 9005 Nero Opaco - 9005		22734 2000
MAP Starting Point cieco, privo di sorgente luminosa.	● Matte Champagne Matte Champagne	TRIAC	22734 4500
	● Natural Brown NSCS8005Y50R Testa di Moro NSCS8005Y50R		22734 6900

► Up to 5 Additional Points can be connected to a single Connection Point, for a total of 6 units (1 × Connection Point + 5 × Additional Points).  
► MAP Connection Point with integrated TRIAC driver.

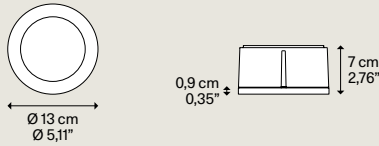
► È possibile collegare fino a 5 Additional Points a un unico Connection Point, per un totale di 6 elementi (1 × Connection Point + 5 × Additional Points).  
► MAP Connection Point con driver TRIAC integrato.

Energy class  
Classe energetica C



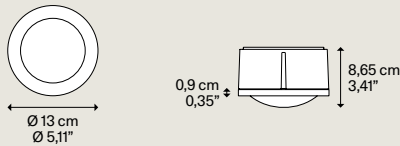
# MAP Starting Point DALI

A-B



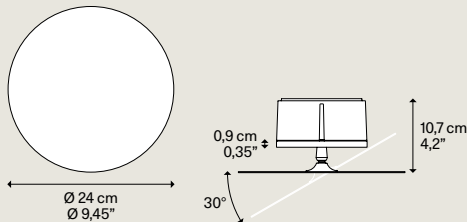
Net weight 1,00 kg / Peso netto 2,20 lbs  
Pack Colli 4

C



Net weight 1,12 kg / Peso netto 2,46 lbs  
Pack Colli 3

D



Net weight 1,60 kg / Peso netto 3,52 lbs  
Pack Colli 3

## Light source Sorgente luminosa

**LED**  
**Turnable White**

7,5 W	→ 900 lm
2700 K	→ 918 lm
3000 K	
24 V	
CRI 90	
MacAdam 3-Step	

DALI/PUSH remote driver included \*  
Driver DALI/PUSH remoto incluso \*

Energy class  
Classe energetica **C**

Description Descrizione	Metal structure Montatura in metallo	Dimming Dimmerazione	Code Codice
Complete the missing field ( ) by entering the code that identifies the type of light and optics/lens.	● Matte Black - 9005 Nero Opaco - 9005		22733 2023
Completa il campo mancante ( ) inserendo il codice che identifica la tipologia di luce e di ottica/lente.	● Extra Matte Champagne Champagne Extra Opaco		22733 4523
	● Natural Brown NSCS8005Y50R Testa di Moro NSCS8005Y50R		22733 6923

Type of light Tipologia di luce	Optics or lens Ottica o lente	Suggested application Applicazione suggerita	Complete code Completa codice
A	26° MEDIUM OPTICS	CEILING LAMP	ME
	MEDIUM OPTICS + HONEYCOMB	CEILING LAMP	MEH
B	55° WIDE OPTICS	CEILING LAMP	EW
	WIDE OPTICS + HONEYCOMB	CEILING LAMP	EWH
C	80° LODES LENS	CEILING LAMP	UW
D	INDIRECT LIGHT	CEILING LAMP WALL LAMP	IL

► Up to 7 Additional Points can be connected to a single Starting Point, for a total of 8 luminaires (1 × Starting Point DALI + max. 7 × Additional Points).

► È possibile collegare fino a 7 Additional Points a un unico Starting Point, per un totale di 8 punti luce (1 × Starting Point DALI + max. 7 × Additional Points).



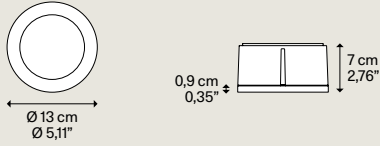
\* DALI driver included in the packaging, for remote installation.

\* Driver DALI incluso nella confezione, per installazione remota.

Dimension Dimensione	Power Potenza	Input voltage Tensione di ingresso	Output voltage Tensione di uscita
176×45×32 mm	60 W	110-240VAC	24V DC

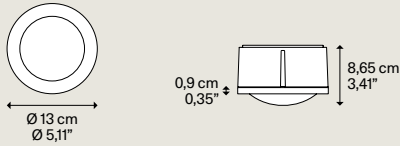
# MAP Additional Point

A-B



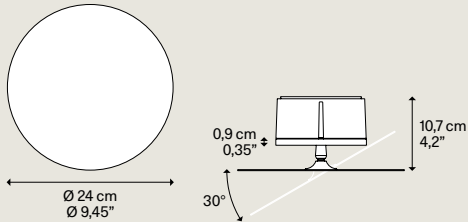
Net weight 0,70 kg  
Peso netto 1,54 lbs  
Pack 3  
Colli

C



Net weight 0,82 kg  
Peso netto 1,80 lbs  
Pack 2  
Colli

D



Net weight 1,30 kg  
Peso netto 2,86 lbs  
Pack 2  
Colli

## Light source Sorgente luminosa

**LED**  
Turnable White

7,5 W	→ 900 lm
2700 K	→ 918 lm
3000 K	
24 V	
CRI 90	
MacAdam 3-Step	

## DESIGN GECKELER MICHELS, 2025

### Description Descrizione

Complete the missing field ( ) by entering the code that identifies the type of light and optics/lens.

Completa il campo mancante ( ) inserendo il codice che identifica la tipologia di luce e di ottica/lente.

### Metal structure Montatura in metallo

Metal structure Montatura in metallo	Code Codice
● Matte Black - 9005 Nero Opaco - 9005	22732 2023
● Extra Matte Champagne Champagne Extra Opaco	22732 4523
● Natural Brown NSCS8005Y50R Testa di Moro NSCS8005Y50R	22732 6923

### Type of light Tipologia di luce

### Optics or lens Ottica o lente

### Suggested application Applicazione suggerita

### Complete code Completa codice

Type of light Tipologia di luce	Optics or lens Ottica o lente	Suggested application Applicazione suggerita	Complete code Completa codice
A	25° MEDIUM OPTICS	CEILING LAMP	ME
	MEDIUM OPTICS + HONEYCOMB	CEILING LAMP	MEH
B	55° WIDE OPTICS	CEILING LAMP	EW
	WIDE OPTICS + HONEYCOMB	CEILING LAMP	EWH
C	80° LODES LENS	CEILING LAMP	UW
D	INDIRECT LIGHT	CEILING LAMP WALL LAMP	IL

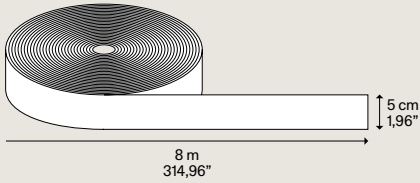
► MAP Additional Point operates only when connected to a MAP Starting Point (TRIAC or DALI) or a MAP Connection Point via the MAP Tape.

► MAP Additional Point funziona solo se collegato a un MAP Starting Point (TRIAC o DALI) o a un MAP Connection Point tramite la MAP Tape.

Energy class C  
Classe energetica



## MAP Tape



Net weight 0,45 kg Pack  
Peso netto 0,99 lbs Colli 1

### Description Descrizione


MAP Tape: tape in 8 m reels.  
MAP Tape: nastro in bobine da 8 m.

### Metal structure Montatura in metallo

-  Matte Black  
Nero Opaco
-  Matte Champagne  
Champagne Opaco
-  Natural Brown  
Testa di Moro

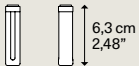
### Code Codice

22701 20  
22701 45  
22701 69



## CATEGORY ACCESSORY

## MAP Ceiling Bracket



⊙ ∅ 1,5 cm  
∅ 0,59"

Net weight 0,02 kg Pack  
Peso netto 0,04 lbs Colli 1

### Description Descrizione

MAP Ceiling Bracket is an accessory to be applied when the tape exceeds 2 metres in length between lighting points.

MAP Ceiling Bracket è un accessorio da applicare quando il nastro supera i 2 metri di lunghezza tra un punto luce e l'altro.

### Metal structure Montatura in metallo

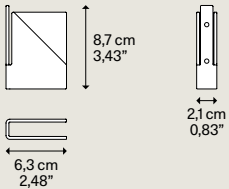
-  Matte Black  
Nero Opaco
-  Matte Champagne  
Champagne Opaco
-  Natural Brown  
Testa di Moro

### Code Codice

22702 20  
22702 45  
22702 69



## MAP Corner Bracket



Net weight 0,20 kg Pack  
Peso netto 0,44 lbs Colli 1

### Description Descrizione

MAP Corner Bracket is the accessory that allows you to create ceiling-to-wall corners while keeping the tape securely in place.

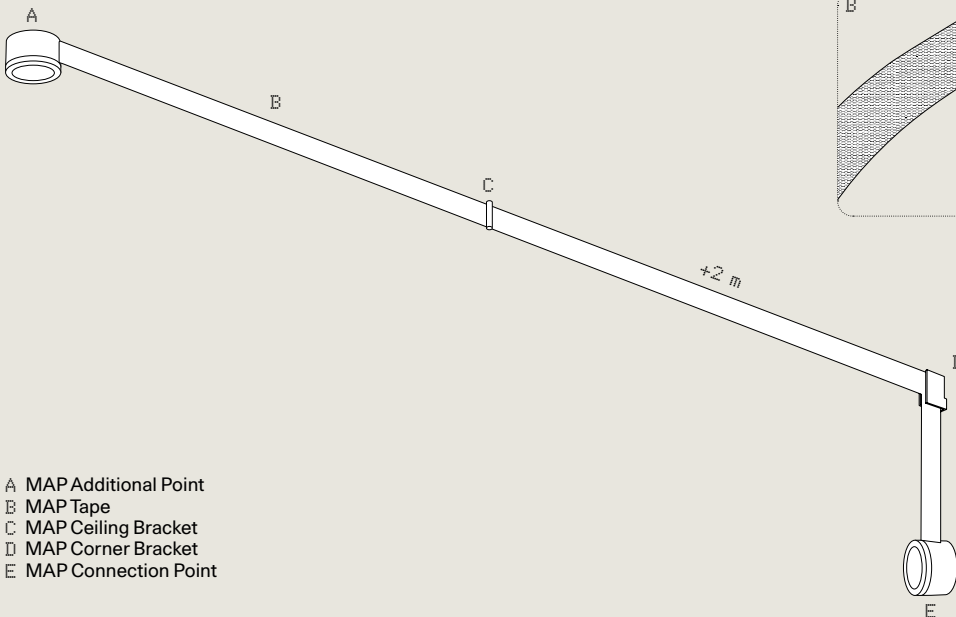
MAP Corner Bracket è l'accessorio che permette di realizzare angoli soffitto-parete mantenendo il nastro saldamente in posizione.

### Metal structure Montatura in metallo

-  Matte Black  
Nero Opaco
-  Matte Champagne  
Champagne Opaco
-  Natural Brown  
Testa di Moro

### Code Codice

22704 20  
22704 45  
22704 69



- A MAP Additional Point
- B MAP Tape
- C MAP Ceiling Bracket
- D MAP Corner Bracket
- E MAP Connection Point

