


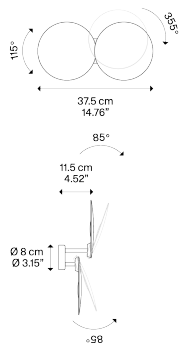
Puzzle Round, Design by Studio Italia Design

Model Puzzle Round double

With its soft shapes, flexible joints and LED light source, Puzzle Round can be adjusted at will to create striking light effects on walls and ceilings. The unobtrusive aesthetics and the four available finishes make it perfect for the most varied living contexts.



Puzzle Round double



Light source

AC LED
2700 K
2 x 16 W
3500 lm
220–240 V
CRI 92
MacAdam 3–Step

or

AC LED
3000 K
2 x 16 W
3700 lm
220–240 V
CRI 92
MacAdam 3–Step

LED included

Structure: Metal

● Matte White – 9016

● Matte Black – 9005

● Coppery Bronze

● Champagne

Code 2700 K

15942 1027

15942 2027

15942 3527

15942 4527

Code 3000 K

15942 1030

15942 2030

15942 3530

15942 4530

Net weight: 1.10 kg

Parcels: 1

Connectable directly to a 4" Standard J-Box

CE

IP20

Energy Saving

Dim Triac

EAC



Energy efficiency class

E

Ecodesign Regulation

The LED-only light source contained in this fixture must only be replaced by the manufacturer, its support service or similarly qualified personnel.

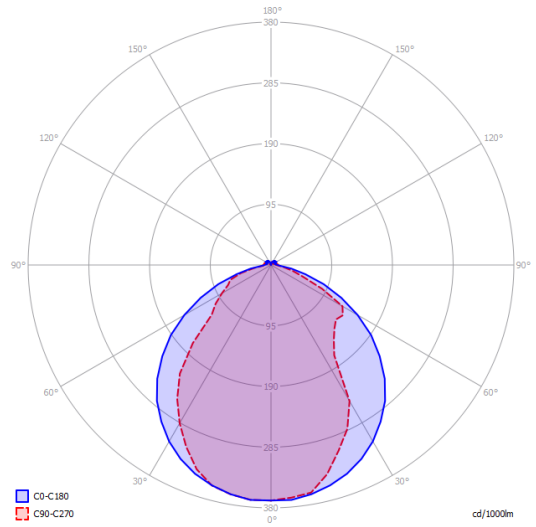


LODES

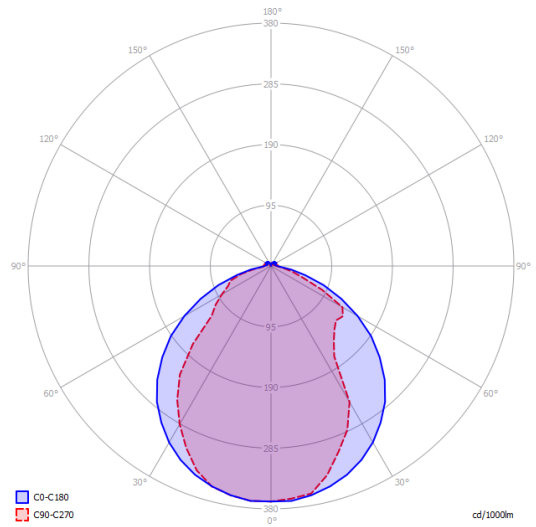
Puzzle Round double

Photometric data


AC LED
 2700 K
 2 x 16 W
 3500 lm
 220–240 V
 CRI 92
 MacAdam 3–Step



AC LED
 3000 K
 2 x 16 W
 3700 lm
 220–240 V
 CRI 92
 MacAdam 3–Step



Options of Puzzle Round



Puzzle Round single