

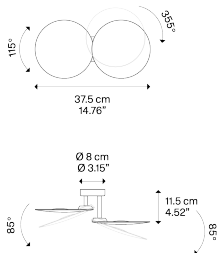
Puzzle Round, Design by Studio Italia Design

Model Puzzle Round double

With its soft shapes, flexible joints and LED light source, Puzzle Round can be adjusted at will to create striking light effects on walls and ceilings. The unobtrusive aesthetics and the four available finishes make it perfect for the most varied living contexts.



Puzzle Round double



Light source

LED
2700 K
2 x 16 W
3500 lm
220-240 V
CRI 92
MacAdam 3-Step

or

LED
3000 K
2 x 16 W
3700 lm
220-240 V
CRI 92
MacAdam 3-Step

LED included

Structure: Metal

Matte White – 9016

Matte Black – 9005

Coppery Bronze

Champagne

Code 2700 K

15942 1027

15942 2027

15942 3527

15942 4527

Code 3000 K

15942 1030

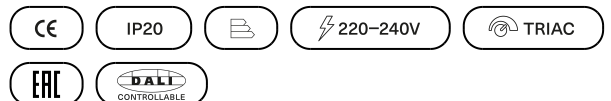
15942 2030

15942 3530

15942 4530

Net weight: 1.10 kg

Parcels: 1

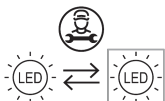


Energy efficiency class

E

Ecodesign Regulation

The LED-only light source contained in this fixture must only be replaced by the manufacturer, its support service or similarly qualified personnel.

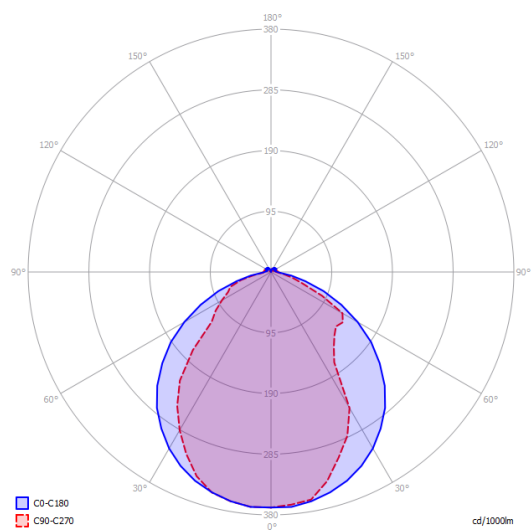


LODES

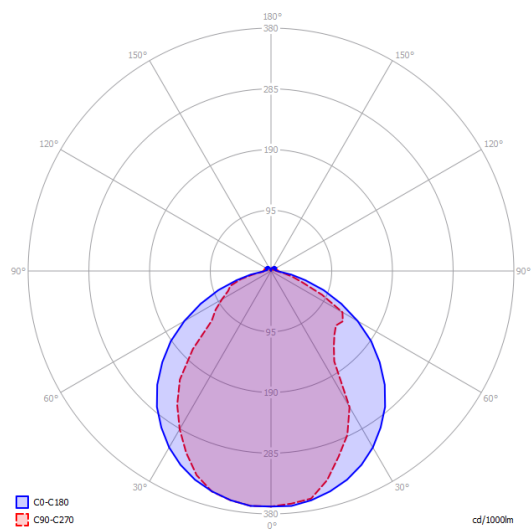
Puzzle Round double

LED
2700 K
2 × 16 W
3500 lm
220-240 V
CRI 92
MacAdam 3-Step

Photometric data



LED
3000 K
2 × 16 W
3700 lm
220-240 V
CRI 92
MacAdam 3-Step



Options of Puzzle Round



Puzzle Round single