

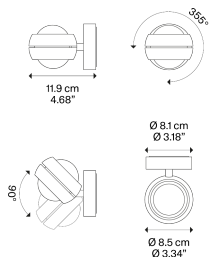
Nautilus, Design by Andrea Tosetto

Model Nautilus Mini

Strong design and leading-edge technology come together in this family of lamps characterised by a convex lens that projects the LED light wherever its needed or most preferred, for a truly efficient and personalised result. Versatile and dynamic, either on the wall or ceiling in a variety of versions and finishes, Nautilus lamps satisfy a full range of lighting needs, whether functional or purely decorative, in both residential and professional contexts. Nautilus is now available with a dim-to-warm function, which allows users to interact by adjusting the intensity of the LED light source from 2200 to 2700 kelvin.



Nautilus Mini



Light source

AC LED
2700 K
12 W
950 lm
220–240 V
CRI 90
MacAdam 3–Step

or

AC LED
3000 K
12 W
1030 lm
220–240 V
CRI 90
MacAdam 3–Step

LED included

Structure: Metal

Matte White – 9010

Matte Black – 9005

Matte Champagne

Code 2700 K

16552 1027

16552 2027

16552 4527

Code 3000 K

16552 1030

16552 2030

16552 4530

Net weight: 0.75 kg

Parcels: 1



IP20



TRIAC

220–240V



DALI
CONTROLLABLE

Energy efficiency class



Ecodesign Regulation

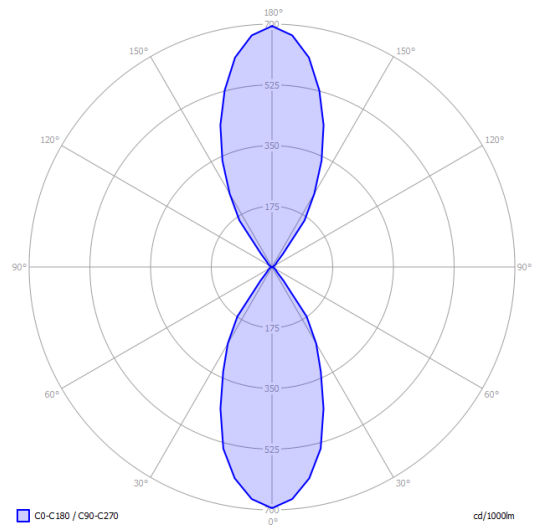
The LED-only light source contained in this fixture must only be replaced by the manufacturer, its support service or similarly qualified personnel.



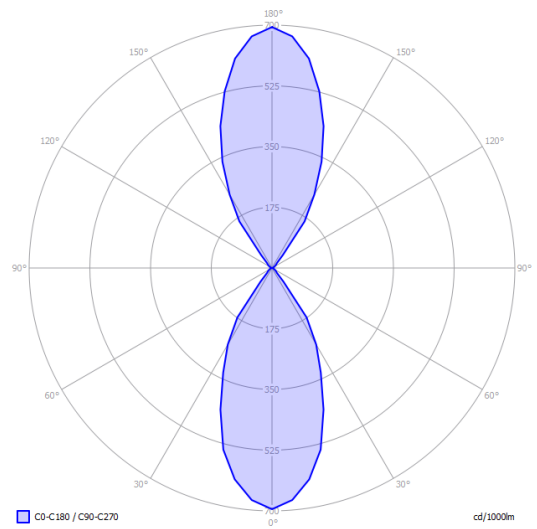
Nautilus Mini

AC LED
2700 K
12 W
950 lm
220–240 V
CRI 90
MacAdam 3–Step

Photometric data



AC LED
3000 K
12 W
1030 lm
220–240 V
CRI 90
MacAdam 3–Step



Options of Nautilus



Nautilus



Nautilus Dim-to-Warm