

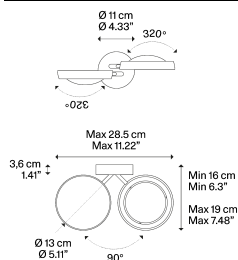
## Nautilus, Design by Andrea Tosetto

### Model Nautilus Dim-to-Warm

Strong design and leading-edge technology come together in this family of lamps characterised by a convex lens that projects the LED light wherever its needed or most preferred, for a truly efficient and personalised result. Versatile and dynamic, either on the wall or ceiling in a variety of versions and finishes, Nautilus lamps satisfy a full range of lighting needs, whether functional or purely decorative, in both residential and professional contexts. Nautilus is now available with a dim-to-warm function, which allows users to interact by adjusting the intensity of the LED light source from 2200 to 2700 kelvin.



#### Nautilus Dim-to-Warm



#### Light source

LED  
Dim-to-Warm  
From 2200 K to 2700 K  
2 x 7 W  
2000 lm  
220-240 V  
CRI 90  
MacAdam 3-Step

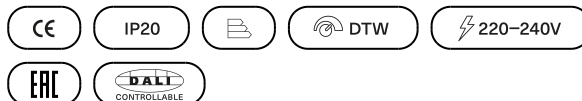
LED and driver included

#### Structure: Metal

	Code
Matte White – 9010	16553 1926
Matte Black – 9005	16553 2926
Matte Champagne	16553 4926

Net weight: 1.80 kg

Parcels: 1

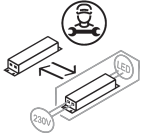


Energy efficiency class

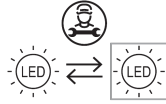
**E**

## Ecodesign Regulation

The LED driver contained in this fixture must only be replaced by the manufacturer, its support service or similarly qualified personnel.



The LED-only light source contained in this fixture must only be replaced by the manufacturer, its support service or similarly qualified personnel.



## Options of Nautilus



Nautilus



Nautilus Mini