

Nautilus, Design by Andrea Tosetto

Model Nautilus

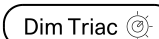
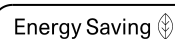
Strong design and leading-edge technology come together in this family of lamps characterised by a convex lens that projects the LED light wherever its needed or most preferred, for a truly efficient and personalised result. Versatile and dynamic, either on the wall or ceiling in a variety of versions and finishes, Nautilus lamps satisfy a full range of lighting needs, whether functional or purely decorative, in both residential and professional contexts. Nautilus is now available with a dim-to-warm function, which allows users to interact by adjusting the intensity of the LED light source from 2200 to 2700 kelvin.



Nautilus	Light source	Structure: Metal	Diffuser: Metal	Code 2700 K	Code 3000 K
	AC LED 2700 K 24 W 1990 lm 220–240 V CRI 90 MacAdam 3–Step	Matte White – 9010	Matte White – 9010	16550 1927	16550 1930
	AC LED 3000 K 24 W 2170 lm 220–240 V CRI 90 MacAdam 3–Step	Matte Black – 9005	Matte Black – 9005	16550 2927	16550 2930
	(or)	Chrome	Chrome	16550 4027	16550 4030
	LED included	Matte Champagne	Matte Champagne	16550 4927	16550 4930

Net weight: 1.15 kg

Parcels: 1



Energy efficiency class

F

Ecodesign Regulation

The LED-only light source contained in this fixture must only be replaced by the manufacturer, its support service or similarly qualified personnel.

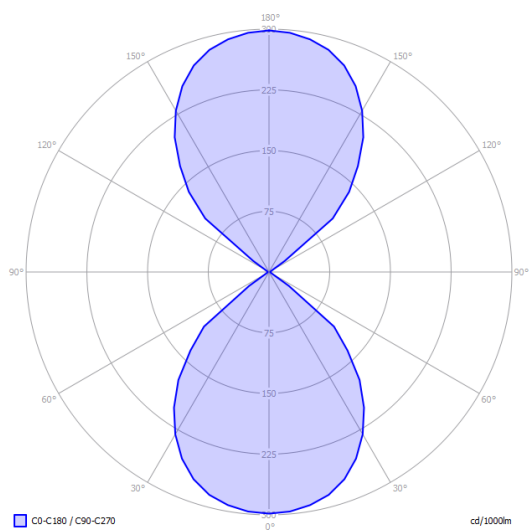


LODES

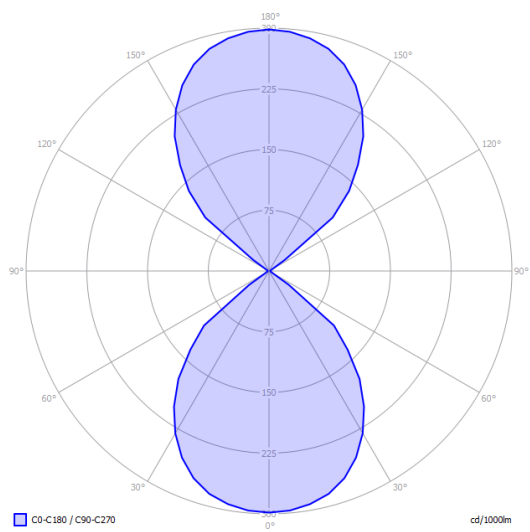
Nautilus

AC LED
 2700 K
 24 W
 1990 lm
 220–240 V
 CRI 90
 MacAdam 3–Step


Photometric data



AC LED
 3000 K
 24 W
 2170 lm
 220–240 V
 CRI 90
 MacAdam 3–Step



Options of Nautilus



Nautilus Mini



Nautilus Dim-to-Warm