

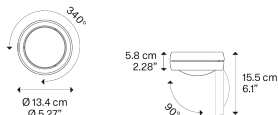
## Nautilus, Design by Andrea Tosetto

### Model Nautilus

Strong design and leading-edge technology come together in this family of lamps characterised by a convex lens that projects the LED light wherever its needed or most preferred, for a truly efficient and personalised result. Versatile and dynamic, either on the wall or ceiling in a variety of versions and finishes, Nautilus lamps satisfy a full range of lighting needs, whether functional or purely decorative, in both residential and professional contexts. Nautilus is now available with a dim-to-warm function, which allows users to interact by adjusting the intensity of the LED light source from 2200 to 2700 kelvin.



#### Nautilus



#### Light source

AC LED  
2700 K  
12 W  
995 lm  
220–240 V  
CRI 90  
MacAdam 3–Step

or

LED  
3000 K  
12 W  
1085 lm  
220–240 V  
CRI 90  
MacAdam 3–Step

LED included

#### Structure: Metal

Matte White – 9010

Matte Black – 9005

Chrome

Matte Champagne

#### Code 2700 K

16530 1027

16530 2027

16530 4027

16530 4527

#### Code 3000 K

16530 1030

16530 2030

16530 4030

16530 4530

Net weight: 1.10 kg

Parcels: 1



IP20

Energy Saving

Dim Triac



#### Energy efficiency class

F

#### Ecodesign Regulation

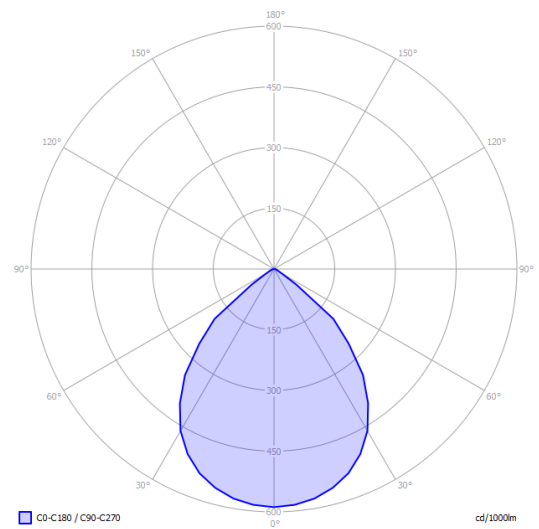
The LED-only light source contained in this fixture must only be replaced by the manufacturer, its support service or similarly qualified personnel.



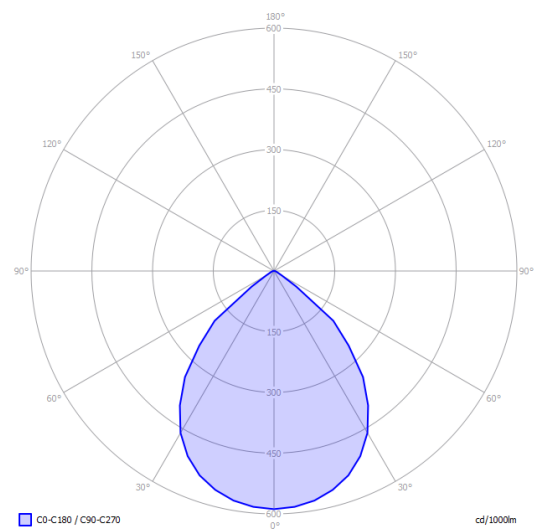
## Nautilus

AC LED  
2700 K  
12 W  
995 lm  
220–240 V  
CRI 90  
MacAdam 3–Step


## Photometric data



LED  
3000 K  
12 W  
1085 lm  
220–240 V  
CRI 90  
MacAdam 3–Step



## Options of Nautilus



Nautilus Spot